




*Signature Life* <sup>TM</sup>

# LIFE ON YOUR TERMS

The world has changed and so have I. I don't do things the same as the generations that came before me and I'm proud of it! I know what I want, and that is to remain independent. I want to age my way, in my own place. I've always faced life head on and will keep doing it that way. I live life according to my rules. What does the future look like? It looks the way I want it to look! Bottom line? Life is full of experiences, and I'm going to experience life on my terms!





## TABLE OF CONTENTS

Elite Travel Rollator	1
Elite Travel Walker	3
Sleep Safe Home Bed Rail	5
Confidence Bed Handle	7
Independence Tray Table	9
Sure Stand Security Pole With Handles	11
Sure Stand Security Pole	13
Sure Stand Security Pole Accessories	15
Assurance Car Handle	15



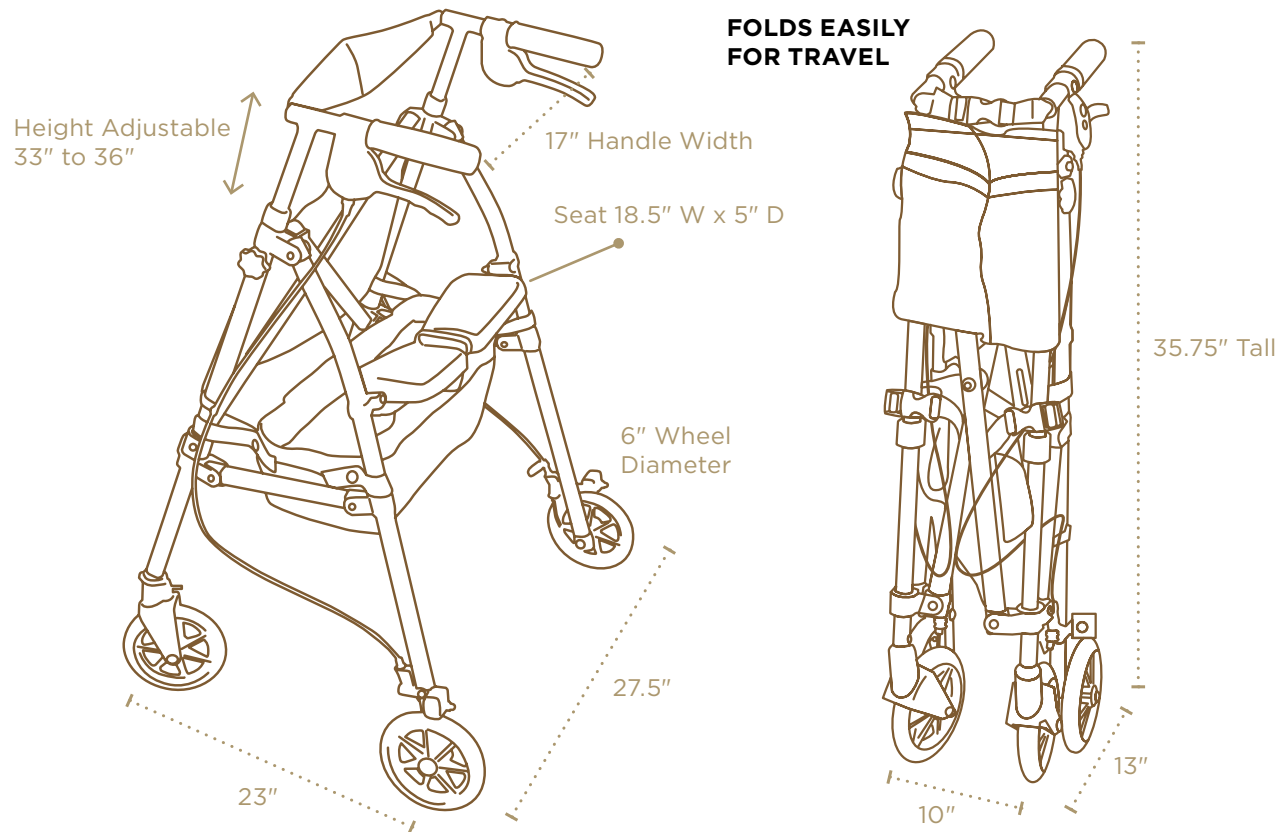


NEW

# ELITE TRAVEL ROLLATOR™

At Signature Life, we believe that retirement should mark the beginning—not the end of new adventures in your life. Whether you're going about your routine or exploring new paths, the Elite Travel Rollator gives you the confidence you need to seize each moment. Locking hand breaks provide dependable stability, while a built-in seat allows you to rest and recharge. Mobility shouldn't come at the cost of convenience, so the Elite Travel Rollator quickly folds three times smaller than the average rollator. With the Elite Travel Rollator as your travel companion, you can embrace whatever opportunities come your way.





### THE DETAILS



#### PRODUCT WEIGHT

Product weighs 13.5 lbs



#### HEIGHT ADJUSTABLE

33" to 36"





#### STRONG

Supports up to 250 lbs



#### PACKAGE DIMENSIONS

36.25" L x 8.5" W x 6" H



#### PORTABLE

Easily folds 3 times smaller than the average rollator, making it perfect for travel

#### STABILITY

Locking hand brakes for stability

#### STAY ORGANIZED

Premium organizer pouch & storage basket provide storage on the go

#### BUILT IN SEATING

Convenient seat for resting

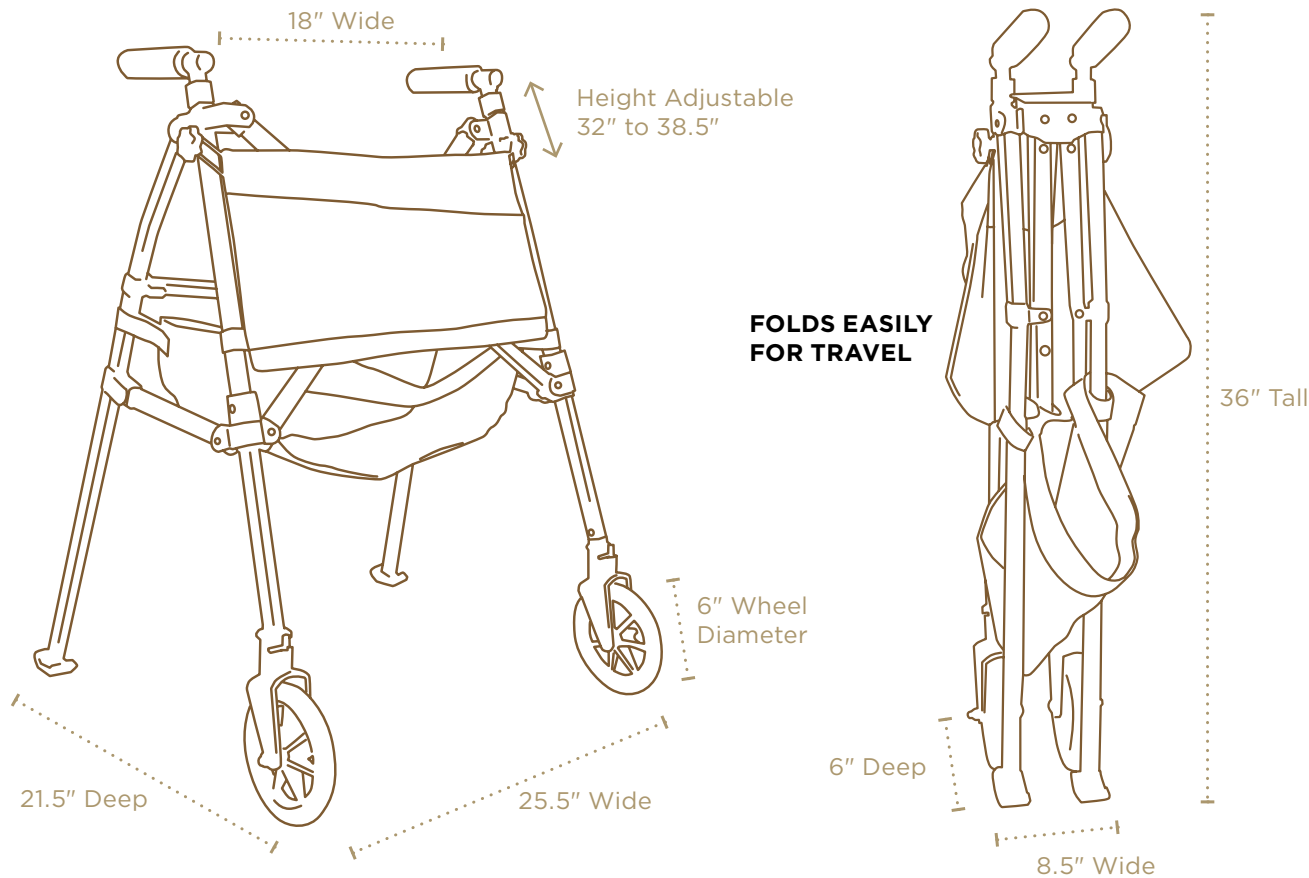


A woman with shoulder-length brown hair, wearing a light blue button-down shirt and dark pants, stands on a gravel path. She is holding the handles of a black and silver travel walker. The path is surrounded by trees with vibrant autumn foliage in shades of red, orange, and yellow. To the right, a small stream flows through the woods. The overall scene is peaceful and scenic.

# ELITE TRAVEL WALKER™

Retirement is a funny word, because slowing down doesn't seem to be part of the plan. With the usual necessities like grocery shopping, this period of life allows you to add extra activities like vacations, daily nature walks, and new hobbies. With places to go and people to see, you want to be steady on your feet. The Elite Travel Walker is as light as a newborn baby, and strong enough to support your average sumo wrestler! With its lean frame, it allows you to meander through beach-side curiosity shops without knocking everything over in the process. With its premium locking swivel wheels, the Freedom Travel Walker easily navigates across sidewalks and down gravel paths.





### THE DETAILS



**PRODUCT WEIGHT**  
Product weighs 8 lbs



**HEIGHT ADJUSTABLE**  
32" to 38.5"



**STRONG**  
Supports up to 400 lbs



**PACKAGE DIMENSIONS**  
36.25" L x 8.5" W x 6" H



### PORTABLE

Quickly and easily folds up for storage in small spaces



### STAY ORGANIZED

Premium organizer pouch & storage basket provide storage on the go



### HEIGHT ADJUSTABLE

Adjusts 32" to 38.5" in height




### LOCKING SWIVEL WHEELS

Locking swivel wheels and rear Easy-Glide feet for easy maneuvering

# SLEEP SAFE

## HOME BED RAIL™

A man with grey hair, wearing a grey polo shirt and khaki pants, is sitting on a bed with a dark wood headboard. He is holding onto a brown leather bed rail that is attached to the bed frame. The bed has white bedding and a quilted mattress. A lamp is visible on a nightstand in the background.

It's fun to look back with tender appreciation for the simple joys of life. A sweet grandchild, the satisfaction of a garden, the excitement of open calendars and tropical cruises—these are some of the benefits that come with retirement. You want to stay recharged for these adventures, and safe! So we've designed the Sleep Safe Bed Rail to give you the support you need when you need it. This adjustable bed rail slips under your mattress to ensure you have a safe landing after a long day in the garden.



### THE DETAILS



#### LIGHT WEIGHT

Weights only 12 lbs



#### BED TYPES

Attaches to most any home or common adjustable bed with included safety strap. Fits 12"-18" mattress heights.



#### STRONG

Weight capacity 300 lbs



#### EASY ASSEMBLY

Installs in minutes with 5 bolts & included tool



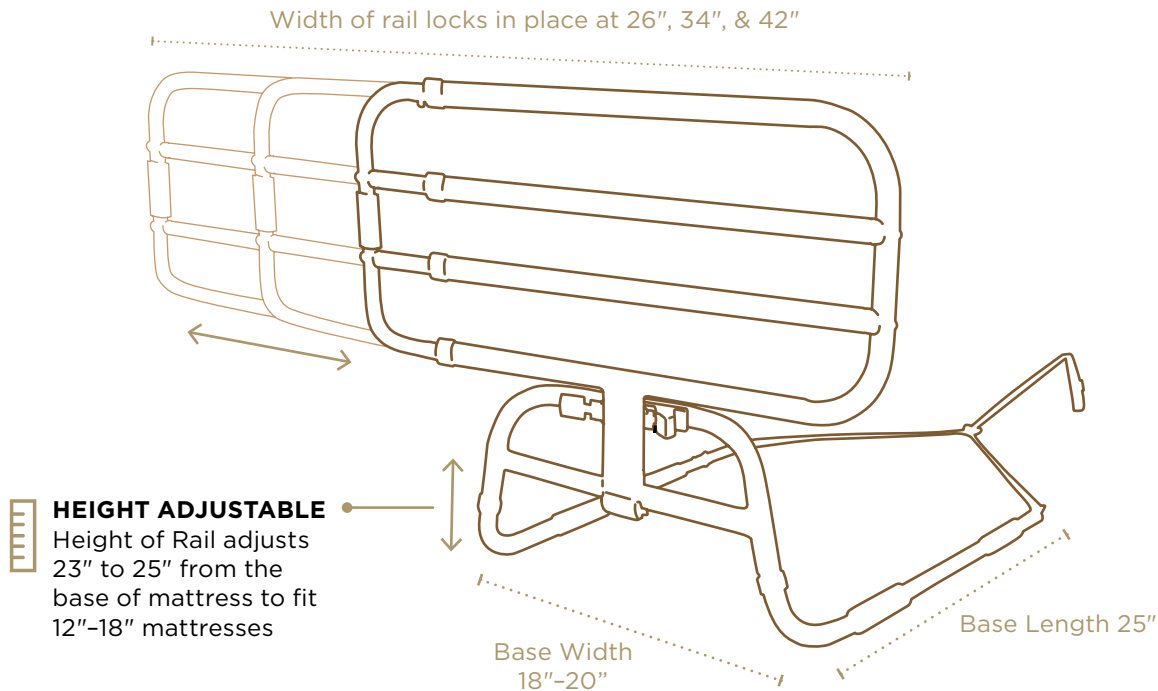
#### PACKAGE DIMENSIONS

27" H x 18" L x 3.5" W



#### CASE DIMENSIONS

27" H x 18" L x 14" W  
4/case



#### TWO PRODUCTS IN ONE

Half size bed rail extends in length for protection at night




#### RAIL PIVOTS

Rail pivots 180° down and out of the way when not in use



#### DESIGNER ORGANIZER POUCH

Leather-like organizer pouch keeps handy items close by & doesn't spill when rail pivots




#### SAFETY STRAP

Secures to the bed frame with included safety strap



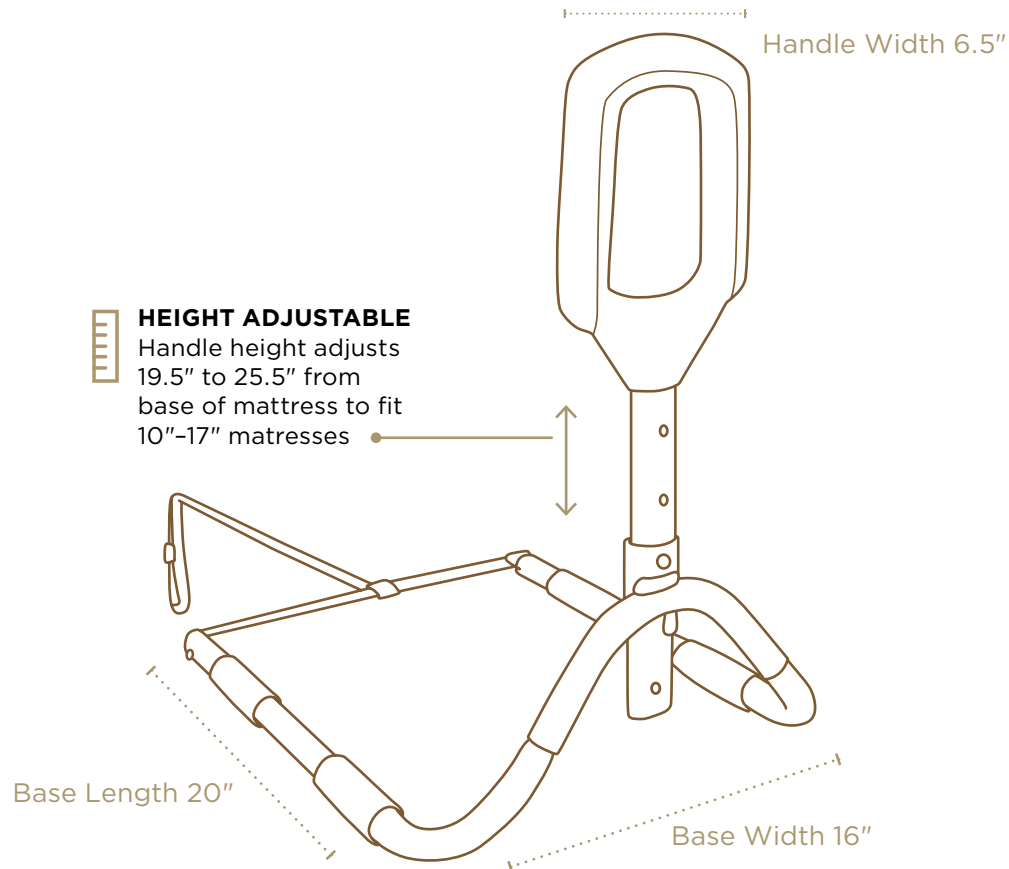
# CONFIDENCE

## BED HANDLE™

A woman with blonde hair in a ponytail, wearing a yellow cardigan and grey pants, is sitting on a bed with a dark wooden headboard. She is holding a black, adjustable bed handle that is attached to the bed frame. The bed has white bedding and several pillows. The background shows a window with white curtains and a lamp on a nightstand.

Who says your life becomes dull when you retire? Between grandkid visits, dream vacations and other adventures, you need a place to recharge, and what better place to do that than in your very own bed- that same bed- that you cozy into every night with your favorite book; and the same bedroom that lights up every morning with the sunrise. The Confidence Bed Handle is strong, but not overbearing. It tucks under your mattress and says, "Welcome back! Let's rest up for your next adventure." So whether you're sleeping in or catnapping, the Confidence Bed Handle will make sure you have a safe landing in the comfort of your own home.





### THE DETAILS



#### LIGHT WEIGHT

Weights only 6.5 lbs



#### BED TYPES

Attaches to most any home or common adjustable bed with included safety strap. Fits 10"-17" mattress heights.



#### STRONG

Weight capacity 300 lbs



#### EASY ASSEMBLY

Installs in minutes with 4 bolts & included tool



#### PACKAGE DIMENSIONS

21.25" H x 8" L x 2.25" W



#### CASE DIMENSIONS

21.25" H x 8" L x 11.25" W  
5/case



#### COMFORT GRIP HANDLE

Non-Slip cushion handle makes it easy to get in and out of bed




#### DESIGNER ORGANIZER POUCH

Leather-like organizer pouch keeps handy items close by



#### EASY ASSEMBLY

Assembles in just minutes with 4 bolts & included tool



#### SAFETY STRAP

Secures to the bed frame with included safety strap



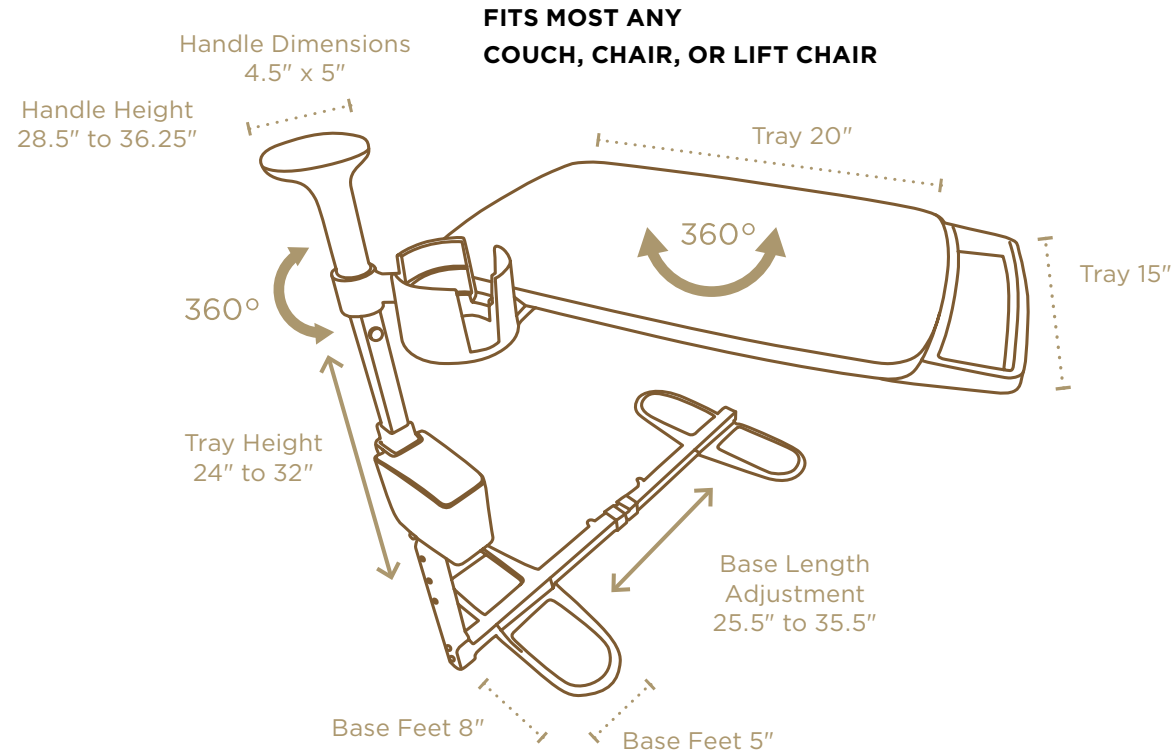
A middle-aged man with grey hair, wearing a light blue polo shirt and light-colored trousers, is sitting on a light-colored sofa. He is smiling and looking towards the camera. He is holding a black adjustable tray table that is extended from the side of the sofa. The tray table has a light-colored wooden top and a black frame. On the tray table, there is a book. The background shows a living room with a window, a fireplace, and a chair.

# INDEPENDENCE TRAY TABLE™

Independence isn't reserved for the young. Independence is freedom; freedom empowered by lifelong experience. The daily grind of 9 to 5 may be over, so now is the time for your dreams to take flight. You aren't setting a table for your family of four anymore, so why not enjoy dinner while sitting in your favorite chair. The Independence Tray Table's large bamboo tray lets you start the day with your coffee and laptop, planning your next enterprise. It will be there for your lunch break, when you grab a sandwich while catching the highlights from your favorite show. Don't worry. You won't get in trouble for taking an extra hour or two for lunch. The Independence Tray Table can help you plan, stay organized, and give you a hand when you need to get on your way; Its your indispensable assistant for an active life.



## THE DETAILS



**PRODUCT WEIGHT**  
20 lbs



**ADJUSTABLE**  
Adjustable height and width to fit most any couch, chair, or lift chair

### BAMBOO TRAY

Large 100% bamboo swivel tray slides out of the way when not in use



### STRONG

Handle supports up to 250 lbs  
Tray supports up to 30 lbs



**PACKAGE DIMENSIONS**  
3.75" H x 20.5" L x 21" W



**CASE DIMENSIONS**  
7.5" H x 20.5" L x 21" W  
2/case



### ORGANIZER COMPARTMENT

Great for a remote controller, glasses or other handy items



### SUPPORT HANDLE

Makes sitting and standing easy, and can be removed if not needed



### UTENSIL TRAY

Allows you to keep commonly used items at an arms reach



### CUP HOLDER

Tiered cup holder for a spill free experience



# SURE STAND

## SECURITY POLE

WITH HANDLES™

When you start counting your age in decades instead of years, there's much to look back on. You've built a life to be proud of, and worked hard for the independence that you have. Don't let anything take that hard won freedom away. With its tension mounted design, the Sure Stand Pole can help you when you need to stand, anywhere in your house. Not content to take things sitting down, we've made a way to ensure you can continue to get up and stand for something.





### STEADY HAND GRIPS

Dual hand grips make it easy to climb to a standing position

See additional accessories on pages 15-16



### IDEAL FOR BATHROOM

Place between the shower and toilet to help prevent falls



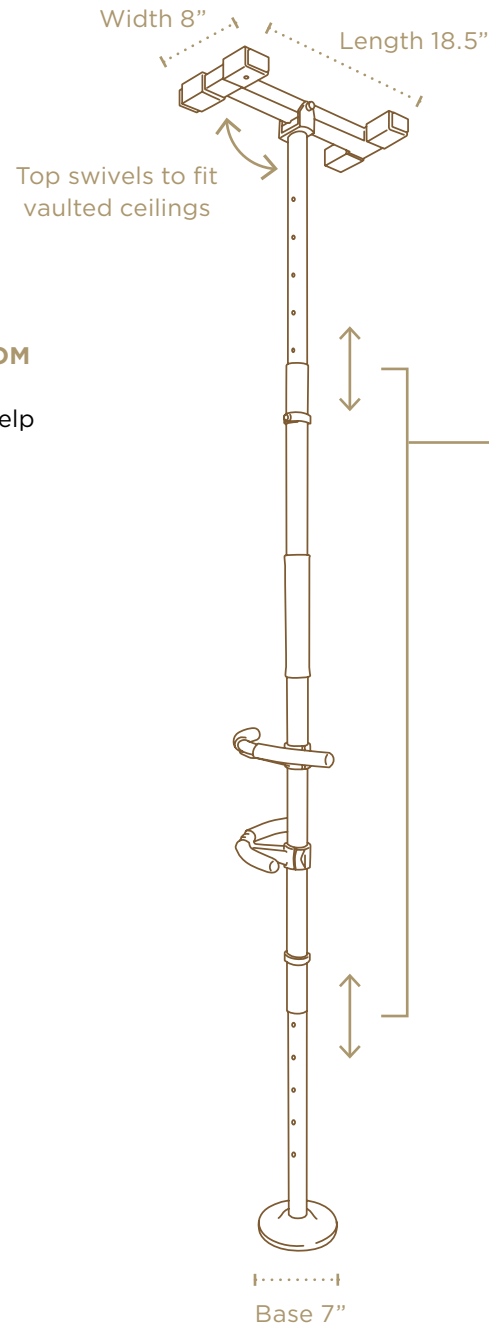
### EASY INSTALLATION

Installs in less than 15 minutes. No screws or bolts required\*



### UNIVERSAL FIT

Can be installed on either flat or vaulted ceilings\*



### THE DETAILS



#### WEIGHT CAPACITY

Supports up to 300 lbs



#### PRODUCT WEIGHT

Product weighs 16.5 lbs



#### MATERIALS

Rust resistant aluminum with durable anodized finish



#### ADJUSTABLE

Pole extends to fit ceiling heights from 7-10 ft. Extension piece sold separately for 12 ft ceilings. #7625-GR & #7625-DB

#### CEILING TYPES

Fits flat and vaulted ceilings\*

#### CUSTOMIZE

Handles can be placed anywhere 360° on the pole and at most heights



#### PACKAGE DIMENSIONS

4.5" H x 37" L x 8.5" W



#### CASE DIMENSIONS

9.5" H x 37" L x 8.5" W  
2/case, 37 lbs

#### COMES IN 2 COLORS

DEEP BRONZE  
#7620-DB

GRAPHITE  
#7620-GR


\*Pole must be screwed in for vaulted ceilings






# SURE STAND

## SECURITY POLE™

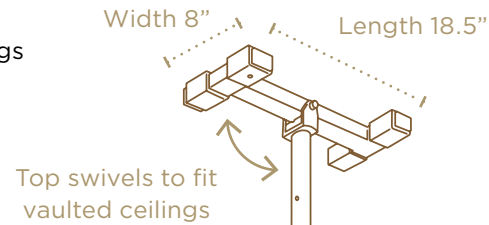
A man with grey hair, wearing a blue long-sleeved shirt and dark pants, is sitting on a light brown sofa. He is smiling and holding a dark, vertical pole with both hands. The pole is positioned in front of him, extending from the floor to the ceiling. In the background, there is a dark grey door, a lamp with a white shade on a wooden side table, and two large wooden framed pictures on the wall.

Freedom is something we all long for in every aspect of our lives. We want the freedom to choose the path that best suits us, even if that path isn't the path most trodden. The Sure Stand Pole provides you with that freedom along with its 7 different accessories. So, whether you want an extra handle to stand, a swivel tray by your bed or chair, or a transfer bar to get you from one place to the other, you are free to choose the setup that works best for you in your home with versatility of the Sure Stand Pole from Signature Life.



### NEW HEIGHTS

Reaches 10-12 ft ceilings when fitted with the Extension Accessory (sold separately)



Top swivels to fit vaulted ceilings



### IDEAL FOR BATHROOM

Place between the shower and toilet to help prevent falls



### CUSTOMIZATION

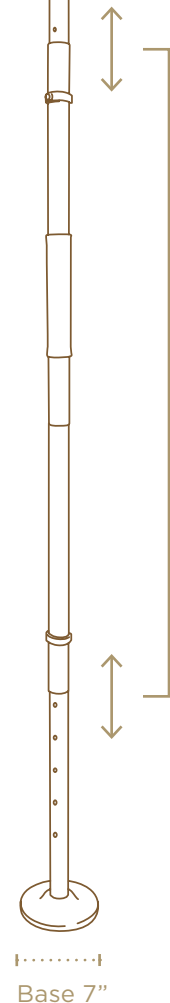
Pole is easily fitted with accessories to accommodate a variety of spaces and needs (See following page)



### UNIVERSAL FIT

Easily installed on either flat or vaulted ceilings\*

\*Pole must be screwed in for vaulted ceilings



### THE DETAILS



#### WEIGHT CAPACITY

Supports up to 300 lbs



#### PRODUCT WEIGHT

Product weighs 16.5 lbs



#### MATERIALS

Rust resistant aluminum with durable anodized finish



#### ADJUSTABLE

Pole extends to fit ceiling heights from 7-10 ft. Extension piece sold separately for 12 ft ceilings. #7625-GR & #7625-DB

#### CEILING TYPES

Fits flat and vaulted ceilings\*



#### PACKAGE DIMENSIONS

4.5" H x 37" L x 8.5" W



#### CASE DIMENSIONS

9.5" H x 37" L x 8.5" W  
2/case, 37 lbs

#### COMES IN 2 COLORS

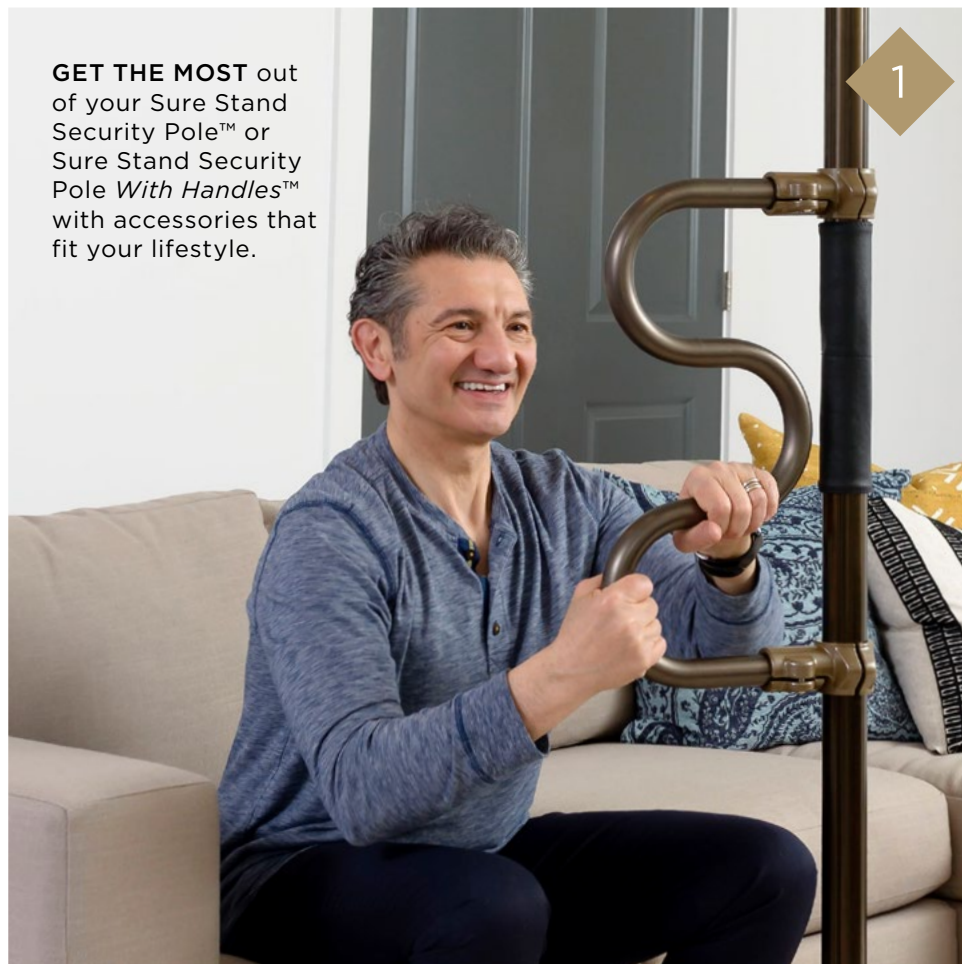
DEEP BRONZE  
#7621-DB

GRAPHITE  
#7621-GR



# SURE STAND SECURITY POLE™

**GET THE MOST** out of your Sure Stand Security Pole™ or Sure Stand Security Pole *With Handles*™ with accessories that fit your lifestyle.



## DOUBLE GRAB BAR ACCESSORY™

#7628-GR, #7628-DB


### FUNCTION

Ergonomic curved bar gives you multiple hand holds as you rise to a standing position

### EASY INSTALL

Easy to install brackets hold the bar in place

1



## ORIGINAL GRAB BAR ACCESSORY™

#7622-GR, #7622-DB

### FUNCTION

Place anywhere on the pole for multiple padded hand holds

### WEIGHT CAPACITY

Supports up to 300 lbs

2



## SINGLE GRAB BAR ACCESSORY™

#7627-GR, #7627-DB

### FUNCTION

Secure curve bar provides multiple hand grips as you rise to standing position


### WEIGHT CAPACITY

Supports up to 300 lbs

3

# ACCESSORIES

NEW



## TRAPEZE GRAB BAR ACCESSORY™

#7626-GR, #7626-DB

### FUNCTION

Sturdy bar can hang over a bed, bathtub, or seating area

### ADJUSTABILITY

Adjustable strap lets you change the handle height for a perfect fit

### COMFORT

Padded handle provides a comfortable grip

### STRONG

Supports up to 300 lbs



## SWIVEL TRAY ACCESSORY™

#7623-GR, #7623-DB

### FUNCTION

Spacious tray makes activities easy

### FLEXIBILITY

Tray pivots 360° out of the way when not in use

### WEIGHT CAPACITY

Tray supports up to 35 lbs



## HORIZONTAL GRAB BAR ACCESSORY™


#7624-GR, #7624-DB

### FUNCTION

Attaches to two Sure Stand Security Poles or bolts to the wall with included bracket

### WEIGHT CAPACITY

Supports up to 300 lbs



## EXTENSION ACCESSORY™

#7625-GR, #7625-DB

### FUNCTION

Allows your security pole to function in rooms with high ceilings

### HEIGHT

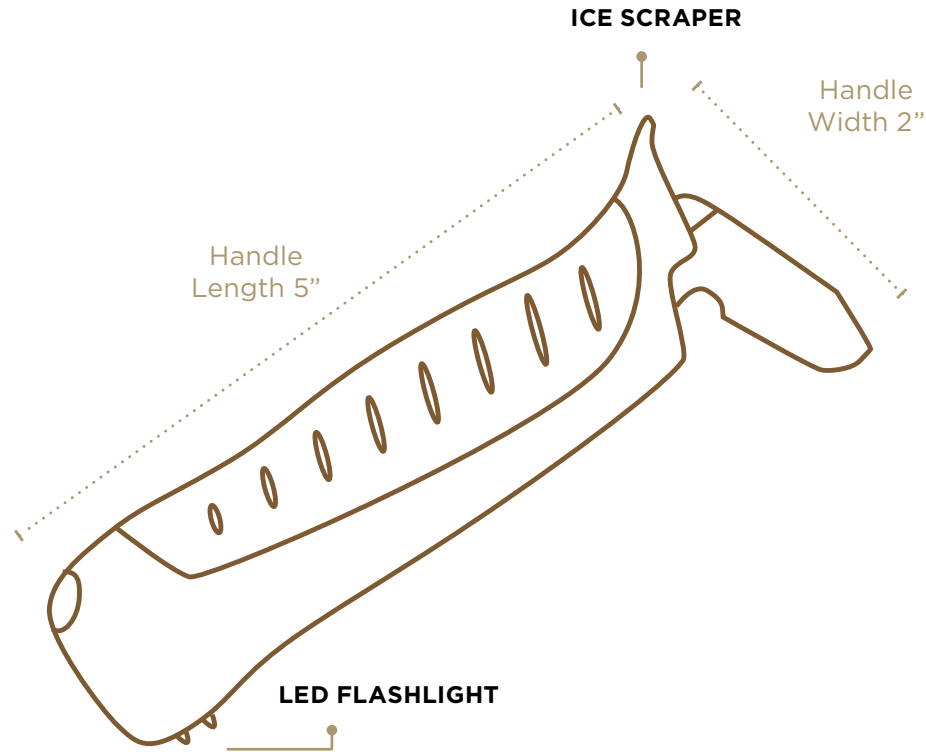
Extends security pole to fit 10-12 ft ceilings





# ASSURANCE CAR HANDLE™

Your get-up-and-go doesn't wind down during retirement, it just has new channels to explore. With an open calendar and the setting sun, many of those adventures will take place in your very own car. Hit the open road and rest assured you have a sturdy hand helping you in and out of your vehicle with the Assurance Car Handle.



### THE DETAILS



#### **LIGHT WEIGHT**

Weighs only 1 lb. Fits in the glove compartment when not in use



#### **STRONG**

Supports up to 350 lbs



#### **CAR TYPES**

Attaches to most any car on driver or passenger side

#### **EASY TO USE**

Easily inserted and removed from the door striker of most vehicles



#### **PACKAGE DIMENSIONS**

9.5" H x 5.5" L x 2.25" W



#### **CASE DIMENSIONS**

20/case, 19" H x 5.5" L x 22.5" W



#### **NON-SLIP GRIP**

Easily stand from your car without the fear of falling




#### **FLASHLIGHT**

Long lasting LED flashlight provides extra visibility at night



#### **CONCEALED KEY**

Includes a concealed key compartment for your spare key




#### **STRONG**

Weighs only 1 lb & supports up to 350 lbs to help ensure your safety













2410 Heritage Dr. • Logan, Utah 84321 USA

**F:** (435) 787-2301 • **P:** (800) 506-9901

[Sales@stander.com](mailto:Sales@stander.com) • [Signaturelife.com](http://Signaturelife.com)